

Scaled data based on original data using
LM-79-08 Approved Method: Electrical and Photometric Measurements of Solid-
State Lighting Products

Test Report Prepared for
Cooper Lighting Solutions
(formerly Eaton)

Brand: INVUE

Report Number: P140434

Luminaire Tested: **ECM-F02-LED-E1-5WQ-7030**

Issue Date: 03/03/2020

Test Information

Test Method: LM-79-08
Report Number: P140434
REPORT IS SCALED FROM IESNA LM-79-08 TEST DATA (P33687)
Test Lab: INNOVATION CENTER-P3
Issue Date: 03/03/2020
Manufacturer: COOPER LIGHTING SOLUTIONS (FORMERLY EATON)
Product Line: INVUE
Catalog Number: ECM-F02-LED-E1-5WQ-7030
Description: EPIC CLASSICAL MEDIUM DECORATIVE LED LUMINAIRE
(2) LIGHTBARS WITH AccuLED OPTICS - TYPE 5 SQUARE WIDE
Light Source: (14) 3000K CCT, 70 CRI LEDs
Ballast/Driver: -

Summary

Lumens per Lamp: N/A
Luminaire Lumens: 4504.9 lumens
Efficiency: N/A
Efficacy: 81.9 lumens/watt
Luminous Opening: Rectangular (W 0.33' x L: 1' x H: 0')
IES Classification: Type V - Short - Semi-Cutoff
BUG Rating: B3 - U0 - G1

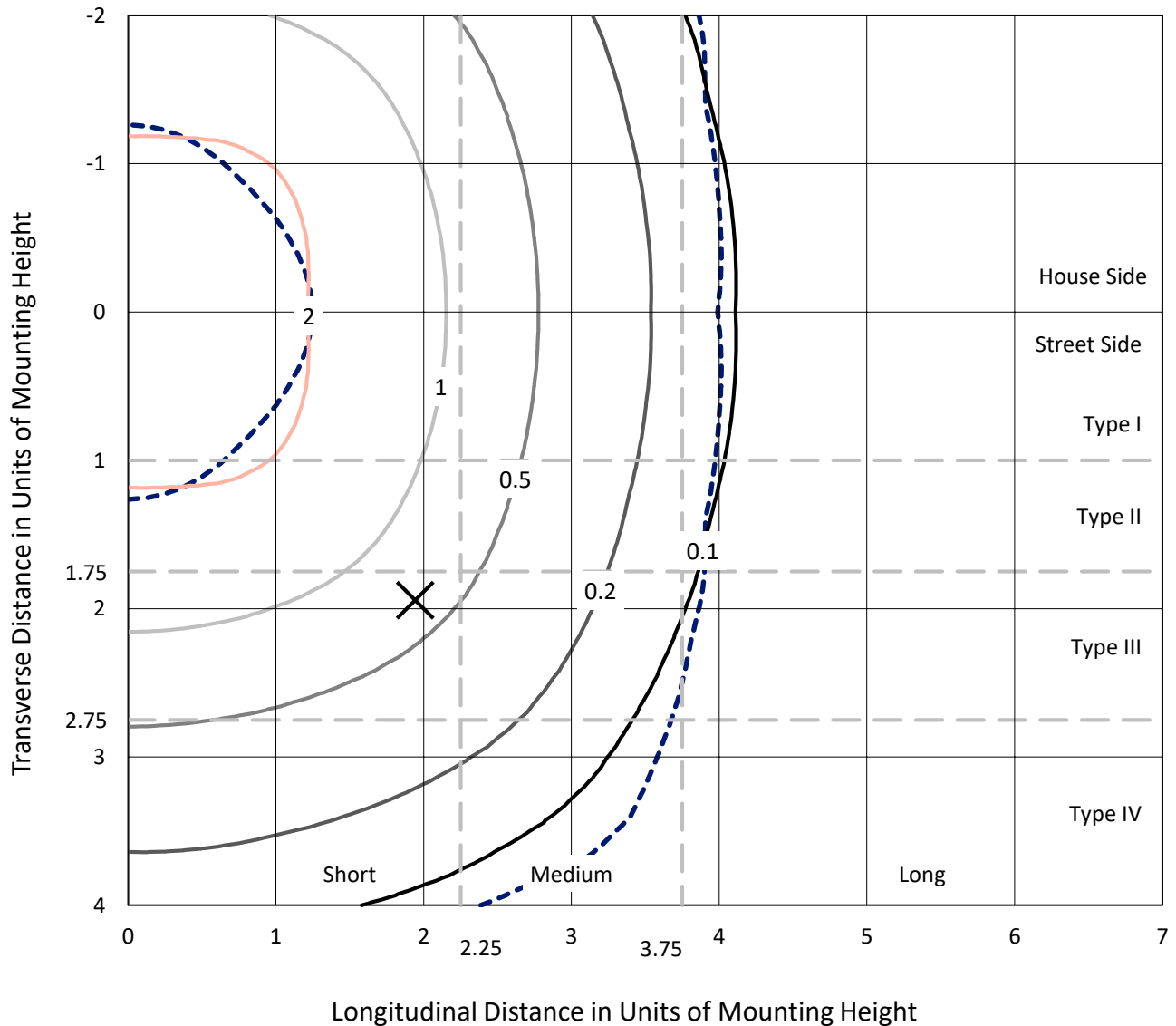
Input Watts (W): 55
Input Voltage (V): NR
Input Current (Ain): NR
Voltage Rise (V): NR
Power Factor: NR
Total Harmonic Distortion (THDi): NR
Frequency (hertz): 60
Stabilization Time: NR
Operation Time: NR
Ambient Temperature (°C): NR
Test Distance: 25 FT



REPORT NUMBER: P140434
 CATALOG NUMBER: ECM-F02-LED-E1-5WQ-7030

Iso-Footcandle Lines of Horizontal Illumination

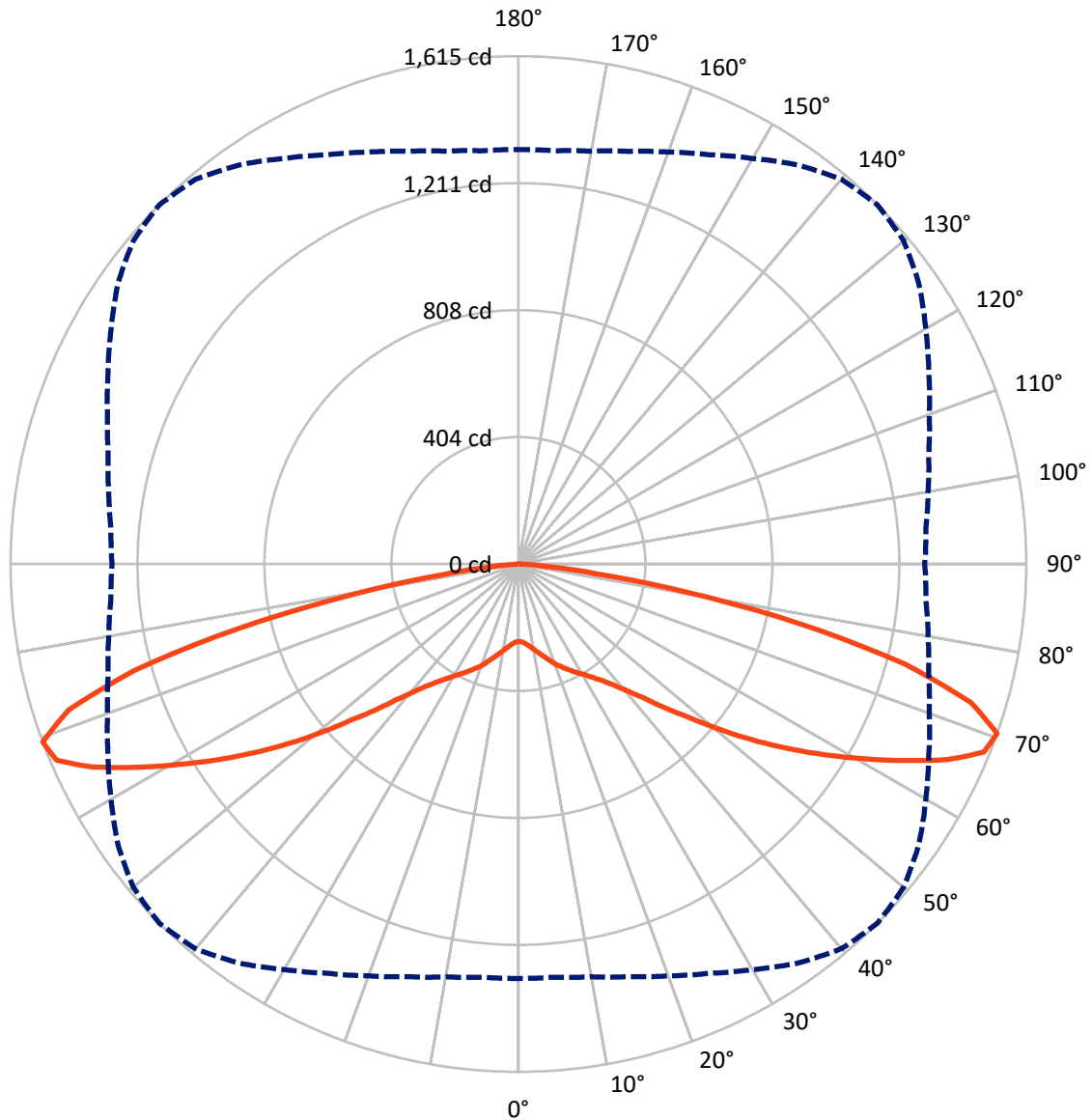
× Max cd
 - - - 1/2 Max cd



Based on 10 foot mounting height. Maximum calculated value = 2.8 fc
 Type V - Short - Semi-Cutoff

REPORT NUMBER: P140434
CATALOG NUMBER: ECM-F02-LED-E1-5WQ-7030

Luminous Intensity Polar Plot



— Vertical Plane Through 45-Deg Lateral - - - Horizontal Cone Through 70-Deg Vertical

REPORT NUMBER: P140434

CATALOG NUMBER: ECM-F02-LED-E1-5WQ-7030

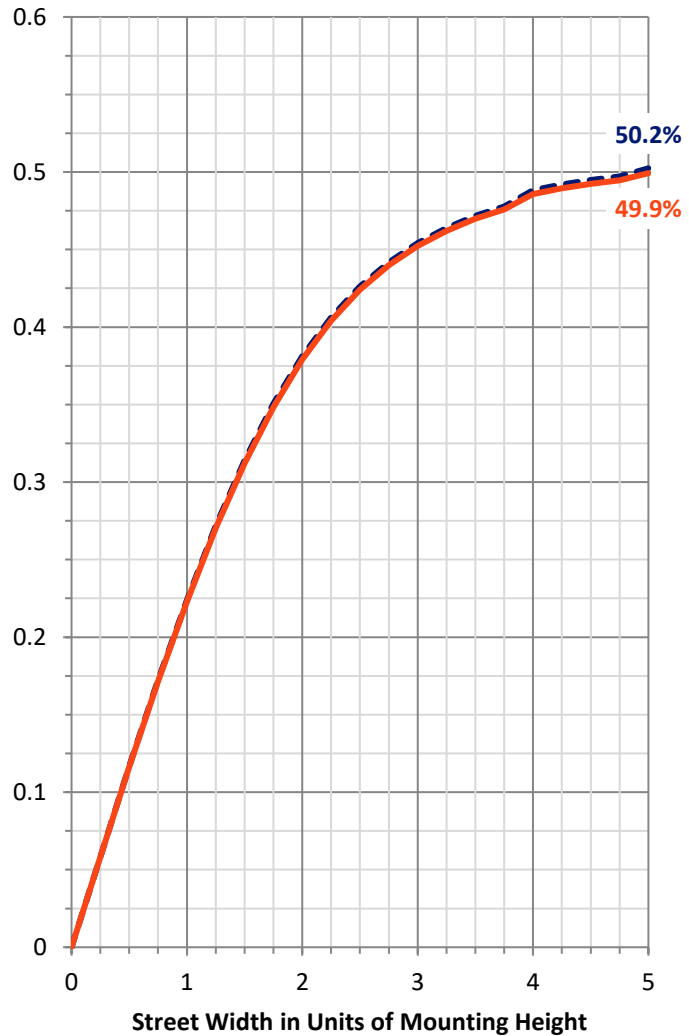
FLUX DISTRIBUTION:

		Downward	Upward	Total
House Side	Lumens	2252.4	0.0	2252.4
	% Fixture	50.0	0.0	50.0
Street Side	Lumens	2252.4	0.0	2252.4
	% Fixture	50.0	0.0	50.0
Total	Lumens	4504.9	0.0	4504.9
	% Fixture	100.0	0.0	100.0

Coefficient of Utilization

ZONAL LUMENS:

Zone	Lumens	% Fixture
0°-10°	25.0	0.6
10°-20°	87.2	1.9
20°-30°	171.4	3.8
30°-40°	283.6	6.3
40°-50°	496.5	11.0
50°-60°	885.5	19.7
60°-70°	1367.1	30.3
70°-80°	1082.1	24.0
80°-90°	106.5	2.4
90°-100°	0.0	0.0
100°-110°	0.0	0.0
110°-120°	0.0	0.0
120°-130°	0.0	0.0
130°-140°	0.0	0.0
140°-150°	0.0	0.0
150°-160°	0.0	0.0
160°-170°	0.0	0.0
170°-180°	0.0	0.0
0°-90°	4504.9	100.0
0°-180°	4504.9	100.0



--- HS — SS

REPORT NUMBER: P140434

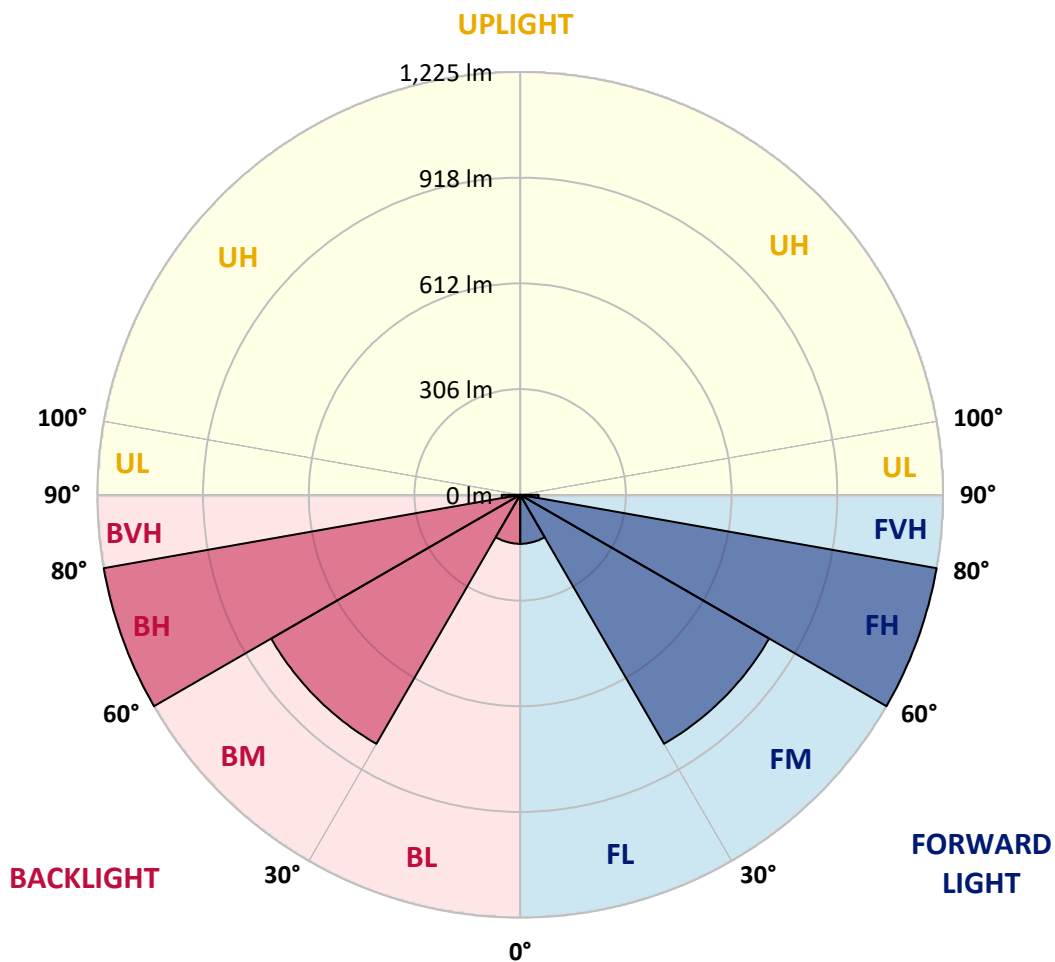
CATALOG NUMBER: ECM-F02-LED-E1-5WQ-7030

LUMINAIRE CLASSIFICATION SYSTEM LUMEN TABLE AND BUG RATING:

Zone		Lumens	% Fixture	Zone Rating/Lumen Limit		
				B	U	G
FL	(0°-30°)	141.8	3.1			
FM	(30°-60°)	832.8	18.5			
FH	(60°-80°)	1224.6	27.2			G1/1800
FVH	(80°-90°)	53.2	1.2			G1/100
BL	(0°-30°)	141.8	3.1	B1/500		
BM	(30°-60°)	832.8	18.5	B1/1000		
BH	(60°-80°)	1224.6	27.2	B3/2500		G1/1800
BVH	(80°-90°)	53.2	1.2			G1/100
UL	(90°-100°)	0.0	0.0		U0/0	
UH	(100°-180°)	0.0	0.0		U0/0	

BUG Rating: B3-U0-G1

Type V Short





REPORT NUMBER: P140434

CATALOG NUMBER: ECM-F02-LED-E1-5WQ-7030

CANDELA DISTRIBUTION (FULL):

	0°	5°	10°	15°	20°	25°	30°	35°	40°	45°	50°
0°	246.3	246.3	246.3	246.3	246.3	246.3	246.3	246.3	246.3	246.3	246.3
2.5°	249.3	249.3	248.8	248.8	248.8	248.8	248.3	248.3	248.8	248.3	248.3
5°	255.4	255.9	255.9	255.4	255.4	255.4	255.4	255.4	255.9	255.4	255.4
7.5°	264.4	264.9	264.9	264.4	264.4	264.4	264.4	264.4	264.9	264.9	263.9
10°	275.5	276.0	276.0	275.5	275.5	276.0	276.0	276.0	276.5	276.5	276.0
12.5°	288.5	289.0	289.5	289.0	289.5	289.5	290.0	290.5	290.5	290.5	289.5
15°	303.6	305.1	304.1	304.1	304.6	305.1	305.1	306.6	306.1	305.6	305.1
17.5°	321.2	320.7	320.7	321.2	321.7	321.2	321.7	323.2	322.7	322.2	321.7
20°	337.8	337.8	337.8	337.3	338.3	338.3	338.8	339.3	339.3	340.3	338.8
22.5°	353.9	353.9	353.4	353.4	354.4	354.4	355.4	356.4	356.4	356.4	355.4
25°	369.0	369.0	369.5	369.0	369.5	370.0	371.0	372.0	372.5	372.5	372.5
27.5°	382.5	384.0	383.5	384.0	385.0	386.0	387.0	388.6	389.6	390.1	388.6
30°	399.6	399.6	399.1	399.6	400.6	402.1	404.1	406.7	406.7	407.2	407.2
32.5°	417.7	418.2	417.2	418.2	419.7	421.7	423.7	425.8	426.8	428.8	428.3
35°	441.3	439.8	440.3	441.8	442.8	444.9	447.4	450.9	452.9	453.9	452.9
37.5°	468.5	468.0	469.0	469.0	472.5	474.5	479.0	482.1	483.6	486.1	485.1
40°	502.7	504.7	505.2	506.7	508.7	512.7	517.7	522.8	525.8	527.8	528.3
42.5°	548.9	549.9	547.9	553.4	559.0	561.5	567.5	574.5	579.1	580.6	581.1
45°	605.7	605.7	608.7	612.2	619.3	624.3	630.8	642.4	646.4	652.0	652.0
47.5°	673.6	675.6	675.6	683.6	689.2	699.2	711.8	721.3	729.9	727.4	735.9
50°	752.0	753.5	759.0	763.5	773.1	784.7	796.2	810.3	822.9	824.4	825.9
52.5°	833.9	835.9	840.5	851.0	862.6	875.6	896.7	908.8	920.9	927.4	926.4
55°	927.9	926.9	934.4	942.5	959.6	977.2	994.8	1011.9	1024.4	1033.5	1033.0
57.5°	1026.4	1030.0	1038.5	1048.6	1063.1	1078.7	1099.8	1116.9	1137.5	1143.1	1135.0
60°	1141.0	1137.5	1146.1	1161.7	1174.7	1194.8	1213.4	1235.5	1250.1	1256.7	1254.1
62.5°	1258.2	1255.1	1261.7	1281.8	1297.4	1311.9	1337.6	1361.7	1373.8	1376.3	1371.8
65°	1344.1	1345.1	1355.7	1373.3	1397.9	1420.0	1448.7	1477.8	1496.9	1499.9	1489.9
67.5°	1364.2	1366.2	1380.8	1403.4	1434.1	1470.8	1513.5	1556.7	1589.4	1596.5	1581.9
70°	1318.0	1319.0	1333.1	1358.7	1393.9	1436.1	1489.4	1549.2	1597.0	1615.1	1599.0
72.5°	1223.0	1227.0	1238.6	1260.2	1287.8	1329.5	1380.8	1434.1	1481.3	1504.5	1504.5
75°	1051.6	1060.6	1066.1	1073.2	1097.3	1131.0	1172.7	1214.9	1256.7	1269.7	1233.0
77.5°	750.5	735.4	738.9	778.1	772.6	810.8	857.0	887.2	924.4	918.9	866.1
80°	344.3	335.8	355.4	381.5	414.7	440.3	490.1	495.1	537.8	540.4	502.2
82.5°	68.9	72.4	86.5	106.6	132.7	161.4	187.5	209.6	238.8	244.3	226.7
85°	21.6	23.6	29.7	32.7	34.2	39.2	44.7	60.3	69.4	71.9	67.4
87.5°	4.5	7.0	11.6	13.1	13.6	13.1	13.1	12.6	10.1	8.0	9.6
90°	0.0	0.0	0.0	0.0	0.0	0.0	0.0	0.0	0.0	0.0	0.0



REPORT NUMBER: P140434

CATALOG NUMBER: ECM-F02-LED-E1-5WQ-7030

CANDELA DISTRIBUTION (continued):

	55°	60°	65°	70°	75°	80°	85°	90°
0°	246.3	246.3	246.3	246.3	246.3	246.3	246.3	246.3
2.5°	247.8	247.8	248.3	248.3	248.3	247.8	247.3	247.8
5°	254.8	254.8	254.8	254.8	253.8	253.8	253.3	253.3
7.5°	263.9	263.4	263.4	262.9	262.4	262.4	261.9	262.4
10°	276.0	275.0	274.5	274.0	273.4	273.4	272.9	272.4
12.5°	289.0	288.5	288.0	287.0	286.5	285.5	285.5	285.5
15°	304.1	303.6	303.1	301.6	301.6	300.1	300.6	300.6
17.5°	320.7	319.7	318.2	317.7	317.2	315.7	315.7	315.7
20°	337.8	335.8	334.8	333.8	333.8	332.3	331.8	331.8
22.5°	354.4	352.4	350.4	349.4	348.3	347.8	346.8	346.3
25°	371.0	369.0	366.9	365.4	363.4	362.4	361.4	361.4
27.5°	387.6	385.5	382.5	380.5	378.5	376.5	375.5	376.0
30°	404.6	402.6	399.6	397.1	394.6	392.6	391.6	391.1
32.5°	426.3	423.7	420.2	417.7	413.2	411.2	410.2	410.7
35°	451.4	447.9	445.4	441.3	437.8	435.3	433.8	433.8
37.5°	483.6	480.5	478.0	474.0	469.0	466.0	464.0	465.5
40°	525.3	522.8	517.7	511.7	507.7	505.2	503.2	503.7
42.5°	578.6	573.5	569.0	565.5	559.5	555.9	550.4	552.4
45°	645.9	640.4	635.9	630.3	624.8	617.8	615.8	611.7
47.5°	727.4	723.3	713.3	708.3	701.2	691.2	686.1	682.1
50°	817.3	809.8	802.8	790.2	782.1	770.6	766.1	764.5
52.5°	918.9	906.3	894.7	883.2	867.1	856.0	847.0	849.0
55°	1019.4	1004.8	988.2	975.7	963.1	949.5	940.0	934.4
57.5°	1125.5	1109.4	1091.8	1073.7	1063.1	1047.0	1041.0	1038.0
60°	1234.5	1220.0	1202.4	1185.8	1171.2	1152.6	1142.6	1138.5
62.5°	1355.2	1335.1	1314.0	1293.4	1277.3	1263.7	1253.1	1246.1
65°	1466.3	1438.6	1417.0	1390.9	1373.3	1353.7	1340.6	1338.1
67.5°	1549.2	1506.5	1468.8	1435.1	1408.0	1383.8	1367.2	1360.7
70°	1554.7	1495.9	1440.1	1390.4	1350.7	1323.0	1300.9	1292.3
72.5°	1447.2	1374.3	1298.9	1250.1	1207.9	1169.7	1154.1	1150.6
75°	1177.2	1116.4	1053.6	998.3	969.1	950.0	937.0	917.9
77.5°	817.8	762.0	728.4	666.5	655.5	639.9	626.8	614.3
80°	457.9	409.2	371.5	332.8	309.1	296.1	282.5	275.0
82.5°	205.6	168.9	134.2	104.1	86.0	67.9	50.8	53.8
85°	51.3	43.2	33.2	27.6	25.1	23.1	18.6	16.6
87.5°	9.6	9.0	8.0	8.0	8.5	7.0	4.0	3.5
90°	0.0	0.0	0.0	0.0	0.0	0.0	0.0	0.0

(END OF REPORT)